

The effectiveness of a fertility awareness based method to avoid pregnancy in relation to a couple's sexual behaviour during the fertile time: a prospective longitudinal study

P.Frank-Herrmann^{1,8†}, J.Heil^{2,†}, C.Gnoth³, E.Toledo⁴, S.Baur⁵, C.Pyper⁶, E.Jenetzky⁷, T.Strowitzki¹ and G.Freundl⁵

¹Department of Gynaecological Endocrinology and Fertility Disorders, University of Heidelberg, Voßstrasse 9, 69115 Heidelberg, Germany, ²Department of Obstetrics and Gynaecology, University of Heidelberg, Voßstrasse 9, 69115 Heidelberg, Germany, ³Department of Obstetrics and Gynaecology, University of Cologne and Centre for Family Planning, Endocrinology and Reproductive Medicine, Rheydter Straße 143, 41515 Grevenbroich, Germany, ⁴Department of Preventive Medicine and Quality Management, Hospital Virgen del Camino, C/Irunlarrea 4, E-31008 Pamplona, Spain, ⁵Section Natural Fertility, German Society for Gynaecological Endocrinology, Voßstrasse 9, 69115 Heidelberg, Germany, ⁶National Perinatal Epidemiology Unit, Department of Public Health, University of Oxford, Old Road Campus, Oxford, OX3 7LF, Great Britain and ⁷Institute of Medical Biometry and Informatics, University of Heidelberg, Im Neuenheimer Feld 305, 69120 Heidelberg, Germany

⁸To whom correspondence should be addressed at: Department of Gynaecological Endocrinology and Fertility disorders, University of Heidelberg, Voßstrasse 9, 69115 Heidelberg, Germany. E-mail: petra.frank-herrmann@med.uni-heidelberg.de

BACKGROUND: The efficacy of fertility awareness based (FAB) methods of family planning is critically reviewed. The objective was to investigate the efficacy and the acceptability of the symptothermal method (STM), an FAB method that uses two indicators of fertility, temperature and cervical secretions observation. This paper will recommend a more suitable approach to measure the efficacy. **METHODS:** Since 1985, an ongoing prospective observational longitudinal cohort study has been conducted in Germany. Women are asked to submit their menstrual cycle charts that record daily basal body temperature, cervical secretion observations and sexual behaviour. A cohort of 900 women contributed 17 638 cycles that met the inclusion criteria for the effectiveness study. The overall rates of unintended pregnancies and dropout rates have been estimated with survival curves according to the Kaplan–Meier method. In order to estimate the true method effectiveness, the pregnancy rates have been calculated in relation to sexual behaviour using the ‘perfect/imperfect-use’ model of Trussell and Grummer-Strawn. **RESULTS:** After 13 cycles, 1.8 per 100 women of the cohort experienced an unintended pregnancy; 9.2 per 100 women dropped out because of dissatisfaction with the method; the pregnancy rate was 0.6 per 100 women and per 13 cycles when there was no unprotected intercourse in the fertile time. **CONCLUSIONS:** The STM is a highly effective family planning method, provided the appropriate guidelines are consistently adhered to.

Key words: contraception/efficacy/fertility awareness based methods/natural family planning/symptothermal method

Introduction

Background

Fertility awareness based (FAB) methods is a term that includes all family planning methods that are based on the identification of the fertile time. They are based on the woman's observation of physiological signs of the fertile and infertile phases of the menstrual cycle. This knowledge can be used to plan or avoid pregnancy. FAB methods depend on two key variables: first the accurate identification of the fertile days of a woman's menstrual cycle (the fertile time)

and second the modification of sexual behaviour either to plan a pregnancy or to use this knowledge to avoid pregnancy. When couples use FAB methods of family planning to avoid pregnancy, they practise different sexual behaviour during the fertile time. When FAB methods involve sexual abstinence during the fertile time, this method is called natural family planning (NFP). When FAB methods involve occasionally using a barrier method during the fertile time, the method is called FAB method with barriers. It must also be recognized that although many couples state they are practising a FAB method, sometimes they do not adhere to the guidelines and unprotected intercourse or other kinds of genital contact

[†]The first two authors contributed equally to this work.

occur during the fertile time. The efficacy of FAB methods to avoid pregnancy has been critically reviewed by several authors (Fehring *et al.*, 1994; Frank-Herrmann *et al.*, 1991; De Leizaola-Cordonnier, 1995; Barbato and Bertolotti, 1988; Hilgers and Stanford, 1998; Howard and Stanford, 1999; Kambic, 1999; The European Natural Family Planning Study Groups, 1999; Grimes *et al.*, 2004). Several issues have been identified when attempting to compare the different FAB methods.

The first is that most FAB methods have evolved concurrently over the last 40 years in different countries; each has been lead by pioneers who have developed guidelines for their respective groups. This has resulted in many cases in a lack of evidence-based guidelines being developed and subsequently modified to conform to best scientific evidence.

The second issue is that efficacy rates may vary because they are derived from studies done with volunteers and researchers from different cultural backgrounds where motivation to avoid pregnancy and rigour of research methods may vary (World Health Organization, 1981a,b; Gomes and Congdon, 1988; Xu *et al.*, 1994; Indian Council of Medical Research Task Force on Natural Family Planning 1996).

Third, the methods currently used to calculate the method effectiveness are questionable. Many investigators have recognized the importance of distinguishing between pregnancies attributable to user failure and method failure (method effectiveness). The standard procedure up to now was to compute separate method and use-effectiveness rates (pregnancies divided by exposure). In this procedure, all exposure from perfect and imperfect use is included in denominator of both method and user failure rates. The common misinterpretation is that the resulting method effectiveness rate yields information about the inherent efficacy of the method. Inherent method efficacy can be measured only when the numerator (method failures) is assessed in relation to the proper risk set, i.e. the exposure only when the method is used perfectly. For this reason, method effectiveness rates computed by the standard procedure are biased downwards to an unknown extent (Trussell and Grummer-Strawn, 1990).

This problem is further confounded by the different ways an unintended pregnancy is classified. Some prospective studies ensure the couple's intention to avoid a pregnancy is recorded at the beginning of each menstrual cycle. Other studies are retrospective and only question the couple's intention after sexual intercourse has been recorded during the fertile time.

The fourth issue is that some new FAB methods are simplified methods that are often used in developing countries and very relevant for settings where cost of teaching is an issue and where continuation has a higher priority than efficacy (Thapa *et al.*, 1990; Jennings and Sinai, 2001; Arevalo *et al.*, 2004).

To be able to make an informed choice when selecting a family planning method, couples need to know the efficacy of a method when used consistently and imperfectly. Trussell and Grummer-Strawn are critical about how efficacy has been calculated in previous studies. They argue that previously published rates of method and user failure for all contraceptive methods suffer from methodological errors and are biased downwards. Trussell and Grummer-Strawn (1990, 1991) recommend a new model of calculating perfect and imperfect use pregnancy rates which up to now has rarely been applied. This is likely to be due to the fact that this approach requires documentation of all sexual behaviour during each cycle.

Description of the method

This paper describes a cohort of couples who used a method that consisted of recording the cervical secretion pattern, changes of basal body temperature and the application of a calculation rule. It is called the symptothermal method (STM) of NFP. The beginning and the end of the fertile time are identified by two parameters in order to have double-check system.

The following two guidelines are given to each couple to identify the first fertile day—both guidelines are applied and the first fertile day is the earliest day identified (Figure 1):

- (i) Change of cervical secretion: first appearance of cervical secretion.
- (ii) Calculation guideline: the first fertile day is the sixth day of the cycle (In NFP methodology, this is called the 'five days rule' which states that the first five

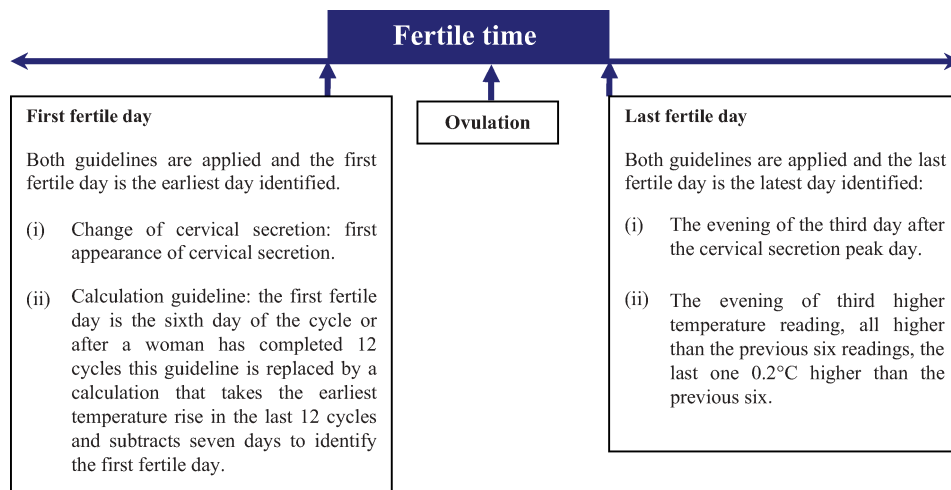


Figure 1. Determination of the fertile time according to the guidelines of the symptothermal (STM) method.

days of the cycle are infertile days.) or after a woman has completed 12 cycles of use this guideline is replaced by a calculation that takes the earliest temperature rise in the last 12 cycles and subtracts seven days to identify the first fertile day (In NFP methodology, this is called the 'minus eight rule': earliest temperature rise in the last 12 cycles minus eight days to identify the last infertile day.)

The following two guidelines are given to each couple to identify the last fertile day—both guidelines are applied and the last fertile day is the latest day identified (Figure 1):

- (i) The evening of the third day after the cervical secretion peak day (The cervical secretion peak day is only recognized on the day following peak, when the secretions have become sticky again.)
- (ii) The evening of third higher temperature reading, all three higher than the previous six readings, the last one 0.2°C higher than the previous six.

These evidence-based guidelines have been developed following extensive research that has been carried out over the last 20 years. They have been adopted widely by FAB groups who teach the STM method (Raith *et al.*, 1999). Detailed guidelines of the STM methodology are described elsewhere (Arbeitsgruppe NFP, 2006).

Objectives

Our first objective was to analyse the overall use effectiveness of the STM method and to determine whether the effectiveness was different for different types of sexual behaviour during the fertile time according to the 'perfect/imperfect-use model' (Trussell and Grummer-Strawn, 1990). In particular, we specifically wanted to know if those women who only used the STM without combining with a barrier method during the fertile time had fewer unintended pregnancies, regarding the use-effectiveness rates, than those women who occasionally used barrier methods during the fertile time.

Our second objective was to investigate the acceptability of the STM method. We therefore reviewed those couples whose reasons for discontinuing the STM were due to dissatisfaction with the method or due to difficulties with using the STM.

Materials and methods

The study was conducted by the German NFP study centre in accordance with the ethical principles of the Declaration of Helsinki. The study centre is an integral part of the German Society of Gynaecological Endocrinology and Reproductive Medicine. Its main aim is to undertake research studies in the field of NFP and to evaluate NFP services. For the last 20 years, the study centre has coordinated this prospective, observational longitudinal cohort study. Between 1985 and 2005, the study enrolled 1599 women using the STM in different situations and collected data from 35 996 menstrual cycles. This data set has already addressed several questions (Gnoth *et al.*, 1999, 2002, 2003). From this data set, a cohort of 900 women with 17 638 cycles met the effectiveness study selection criteria.

Exclusion criteria

All couples with a reason of potential sub- and infertility, or not being exposed to risk of conception or trying for pregnancy with the help of

Table I. Exclusion criteria and number of participants excluded

Category	Number	Percentage
Participants in the whole database	1599	
Participants in the effectiveness study	900	
Excluded	699	100
Participants excluded by reason		
Pregnancy achieving at study entry	356	50.9
Post-pill	125	17.9
Irregular cycles (>35 days)	74	10.6
Post-partum/breastfeeding	59	8.5
Experienced users	33	4.7
Pre-menopausal women over 45 years	27	3.9
No sexual partner	12	1.7
Young women under 19 years	8	1.1
Post-abortum	5	0.7

NFP were excluded. The reasons for excluding the women and the number of women excluded are given in Table I.

Inclusion criteria

The inclusion criteria are given in Table II in accordance with the recommendations from Tietze and Lewit (1974), Trussell and Kost (1987) and Potter (1996). A subcohort of 900 women with 17 638 cycles was selected out of the whole database.

The women had to state that they intended to avoid pregnancy and if they changed their intention they had to be willing to let the investigator know at once in order to have a clear definition of unintended pregnancy (discussed later). The women had to be willing to record all sexual behaviour, especially the occasional use of barrier methods to ensure clarity about the definitions for perfect/imperfect-use (discussed later). The couples must not use any contraceptive methods other than barrier methods. The study specifically only included those couples who were starting to use the STM method and commencing the first STM cycle. To ensure the participants were likely to have normal fertility, the women had to be between 19 years at entry into the study and less than 46 years at the end of the study. To ensure the women could become pregnant (i.e. were likely to have fertile ovulations), the average cycle length of the women had to be between 22 and 35 days (20% of the cycles of each study participant was allowed to deviate outside this range). Only those women with no previous history of infertility were included. There was no requirement for proven fertility in terms of the women already having a history of being pregnant, in order not to exclude the younger, potentially more fertile and sexually active women. In a previous data analysis, we found no significant difference in unintended pregnancy rate between those with and without proven

Table II. Inclusion criteria for the effectiveness study

Inclusion criteria
Age 19–45 years
Normal cycle lengths between 22 and 35 days (20% of cycle lengths could be outside this range)
Willing to record family planning intention at the start of each cycle
Willing to record sexual behaviour, including sexual intercourse, genital contact, withdrawal, occasional barrier use
Agreement not to use any other forms of contraception
No known history of subfertility or infertility
An established luteal phase of at least 10 days hyperthermic phase and at least 3 months following breastfeeding, oral contraception, post-partum, post-abortum
Willing to participate in the study for 12 months

fertility (Frank-Herrmann *et al.*, 1991). Women who had either delivered a child or breastfed or used oral contraceptives were only included after 3 months of an established luteal phase, diagnosed by an elevated temperature phase for at least 10 days. All the women were asked to agree to participate for at least 12 cycles.

Teaching the STM

All the women who participated in the study were taught the STM by accredited teachers from the 'Arbeitsgruppe NFP' which was founded in 1981 with the aim of promoting NFP in Germany. In collaboration with the German NFP study centre, the training and the teaching methodology was standardized and adhered to strict guidelines. There were comprehensive teaching materials that accompanied the personal small group teaching sessions (Arbeitsgruppe NFP, 2006).

Recruitment of study participants

The participants were volunteers who had self-selected to join the study following given standardized information about the study by their STM teachers; all women gave their informed consent. Standardized admission questionnaires were used to collect relevant data concerning age, parity, family planning history and socio-demographic background. All women were asked to send their cycle charts, after each cycle was completed, that recorded basal body temperature, quality of cervical secretions, cycle length, family planning intention and sexual behaviour directly to the study centre. Those women, whose cycle charts did not reach the study centre, were contacted on three separate occasions by the study centre via the woman's personal teacher. If a woman did not respond to any of the requests for information she was then classified as lost to follow-up.

Discontinuation

We were specifically investigating the acceptability of the STM. Therefore, the most important reasons given for discontinuation were those due to dissatisfaction with the STM, and/or change to other family planning method.

Table III lists all the reasons for discontinuation.

Data collection

The software used to handle the data was a Microsoft Access[®] relational database system called NFP DAT 1.0; it is described in a previous paper (Gnoth *et al.*, 1999). It has an automated analysis system that follows-up the participant every 3 months.

Definition of the pregnancy

The definition of pregnancy was an elevated temperature of longer than 18 days and clinical pregnancy test confirmed by the researcher.

All the pregnancy charts were reviewed and confirmed by the scientific committee of the NFP study centre.

Definition of the unintended pregnancy

Pregnancies were classified as intended or unintended on the basis of the statements made by the women before conception. At the end of each menstrual cycle, the woman was asked to state if she was planning to become pregnant the following cycle. This was documented in the completed cycle chart. If she forgot to answer this question, and if a pregnancy occurred in the next cycle, it was always classified as an unintended pregnancy. If charts did not reach the study centre in time, the last indicated family planning intention held at the study centre was used to classify a pregnancy as intended or unintended.

Data analyses

Statistical analyses were carried out using the SAS[®] package, version 8. We used the non-parametric model of Kaplan–Meier, the survival curve or actuarial curve, to estimate the rates of unintended pregnancy, the drop out due to dissatisfaction and the women lost to follow-up (Kaplan and Meier, 1958; Matthews and Farewell, 1996). We defined the 'survival' of a woman as the duration in the study until she dropped out for the target event (= unintended pregnancy). Other dropouts are censored. The time unit was the menstrual cycle, therefore, the estimated rates correspond to the life table approach of Tietze and Potter, often used in earlier family planning studies (Potter, 1966; Tietze and Lewit, 1974). In contrast to the Pearl-index, the actuarial curves according to Kaplan–Meier represent a time-related hazard estimation. The results at observation cycle 13 can roughly be compared to the Pearl-index (= number of unintended pregnancies per 100 women years, defining 13 cycles to be one woman year). To compare the actuarial curves of different parameters, a logrank test was performed. Chi-squared-test was used for categorical data.

The Kaplan–Meier approach was used to calculate the overall effectiveness rates. Pregnancies due to both method and user failure were included.

In order to calculate the method effectiveness, we used a modified model of the 'perfect/imperfect-use' approach (discussed earlier, Trussell and Grummer-Strawn, 1990): pregnancy rates were calculated according to sexual behaviour: all unintended pregnancies that occurred during a defined mode of sexual behaviour were related to all cycles of the corresponding type of sexual behaviour, i. e. unintended pregnancies that occurred in cycles with protected intercourse during the fertile time were related to only those cycles with protected intercourse in the fertile time. According to this approach, we defined the following categories of sexual behaviour in the fertile time: only abstinence, only protected intercourse, protected and unprotected intercourse, only unprotected intercourse, coitus interruptus or genital contact.

Results

To evaluate the overall use-effectiveness as well as the method-related discontinuation and lost to follow-up, we studied the following groups:

- (i) Out of the whole cohort of 900 women and 17 638 cycles, we calculated the overall use-effectiveness as well as the method-related discontinuation, the lost to follow-up and the overall duration of study participation.
- (ii) This whole cohort was divided into two subgroups: 322 women used only the STM ('STM only'-group) and

Table III. Reasons for discontinuation during the effectiveness study

Reasons for discontinuation

Desire to get pregnant
Unintended pregnancy
Discontinuation because the couple was dissatisfied with the method: discomfort with the method, problems with observing the indicators of fertility, feeling of insecurity, finding the fertile time too long, finding it difficult to abstain during this time
Change to other family planning method
The woman does not want to be part of the study any longer; however, she will continue practising the symptothermal (STM) method
Medical or surgical reasons (e.g. Hysterectomy)
Separation from partner

509 women used the STM with occasional use of barriers in the fertile time ('STM mix'-group). The 'STM mix'-group used a barrier method in 53% of their cycles. Life table pregnancy rates have been analysed separately for these two groups. Sixty-nine women did not document their sexual behaviour and were therefore excluded from that analysis.

To analyse the pregnancies according to the modified 'perfect/imperfect-use' model, we formed different categories as described earlier.

Client profile

The socio-demographic characteristics of the study population are shown in Table IV. More than 60% of the women were between 19 and 29 years old. Nearly two-thirds of the women had a medium educational level (German baccalaureate or equivalent without a university degree), 52% were nulligravidae; about 20% had reached their desired family size and nearly 60% of the women wanted a further child in the future but not during the year of the study.

Overall unintended pregnancy rates (use-effectiveness)

For the whole cohort, we calculated an unintended pregnancy rate of 1.79 (+/- 0.52 standard error) per 100 women after 13 months of use (Table V); all unintended pregnancies due to method and user failure were included. There was no difference between the learning phase (first 3 months of use) and the subsequent months of use.

We compared the rates of unintended pregnancies between the two groups 'STM only' and 'STM mix' (Table VI). From

Table IV. Socio-demographic characteristics of the cohort at study entry ($n = 900$)

Feature	Categories	%
Age distribution ($n = 900$)	19–24 years	24.7
	25–29 years	38.6
	30–35 years	24.7
	35–39 years	8.9
	40–45 years	3.2
Highest educational level ($n = 891$)	Primary school	11.1
	Secondary school	63.5
	University degree	25.4
Occupation ($n = 880$)	Working or training	60.0
	Housewife	39.0
	Unemployed	1.0
Marital status ($n = 888$)	Married	35.8
	Unmarried	62.5
	Divorced	1.7
	Others	1.0
Religion ($n = 885$)	Catholic	73.8
	Protestant	19.2
	Others	1.0
	None	6.1
No. of previous pregnancies ($n = 856$)	0	51.9
	1–2	34.7
	≥3	13.4
	None	6.1
Family planning intention ($n = 838$)	Spacer	57.4
	Limitier	20.6
	Undecided	22.0
	None	6.1
Cycle range ($n = 900$)	up to 5 days	55.4
	>5 days	44.6

Where these numbers do not total 900, the remainder are women for whom there is no information.

a univariate point of view, we calculated slightly different rates of 1.62 (+/- 0.89) for the STM only-group versus 2.02 (+/- 0.72) for the 'STM mix' group at 13 cycles—which corresponds approximately to 1 year. At 24 cycles the differences were inversed. These differences were not found to be statistically significant at any time (Logrank test: $\chi^2 < 0.31$, hence $P > 0.60$).

Figure 2 illustrates the overlapping standard errors.

Pregnancy rates in relation to sexual behaviour in the fertile time

In order to accurately estimate the true method effectiveness according to the 'perfect/imperfect-use' approach, every type of sexual behaviour had to be documented. Charting of sexual behaviour occurred in 85% of the cycles; analyses of these cycles showed that in more than a third the STM was used with abstinence during the fertile time, which reflects the 'perfect-use' scenario and true method effectiveness. For perfect use, the unintended pregnancy rate was 0.43 per 100 women and 13 cycles (Table VII).

In contrast, the rate of unintended pregnancies in cycles with unprotected intercourse during the fertile time the unintended pregnancy rate was significantly higher with 7.47 per 13 cycles ($P < 0.00001$) and 100 women (Table VII and Figure 3). In 16 of the 22 pregnancy cycles, there was unprotected intercourse in the fertile time.

Discontinuation

Discontinuation for dissatisfaction or difficulties with the method, including change to another family planning method was an important parameter of acceptability. The overall discontinuation rate for this category was 9.2 per 100 women at 13 cycles of method-use (Table VIII).

The overall rate of lost to follow up was 6.7% after 13 cycles (Table VIII).

Other reasons for discontinuation before cycle 13 given by 34% of the couples included: desire to achieve a pregnancy (8%); separation from partner (2%); medical reasons (4%) and most frequently (22%) because they wished to discontinue participating in the study, although they wished to continue to use the STM.

Study population duration of participation

Figure 3 shows the study population over time. The study started with 900 women, 322 of them using 'STM only' and 509 of them using 'STM mix'. 69 women did not document their sexual behaviour. Figure 4 shows that almost 70% of the couples participated in the study for at least 12 cycles. Less than 25% of the couples remained in the study for longer than 24 cycles. Therefore, the time bias influencing the pregnancy rates according to the Trussell approach was not too serious, especially taking into account that all the participants who joined the study were new STM users.

Discussion

We believe that this is a significant prospective cohort study of a clearly defined STM method that has several distinctive

Table V. Overall unintended pregnancy rates per 100 women according to the Kaplan–Meier approach for the whole cohort ($n = 900$) cut at 24 cycles

Ordinal cycle number	Women exposed	Cumulative number of cycles	Cumulative number of unintended pregnancies	Rate (SE) of unintended pregnancies
1	900	900	0	0
3	846	2624	0	0
6	740	4945	4	0.52 (0.26)
9	618	6933	10	1.4 (0.44)
12	509	8571	11	1.57 (0.47)
13	434	9005	12	1.79 (0.42)
18	318	10 815	15	2.61 (0.7)
24	229	12 386	15	2.61 (0.7)

SE, standard error (Annotation: after 24 cycles we cut the analysis; i.e. seven unintended pregnancies after this time).

features that has ensured its quality, these include: a large database; relatively low lost to follow-up rate; inclusion of the teaching phase; documentation of all sexual behaviour and classification of the pregnancies as intended or unintended according to the intention before conception. To ensure the quality of this study, we have described in depth the recruitment, teaching methods and follow-up of the study participants, including the inclusion and exclusion criteria. In addition, we have clearly defined both ‘pregnancy’ and ‘unintended pregnancy’ as well as ‘perfect use’ and ‘imperfect use’ behaviour. Finally, we have described how we analysed the data from this large prospective cohort study.

While we recognize that critics may argue that this study was not a randomized controlled trial, it should be recognized that very few FAB method studies are randomized controlled trials. The majority are observational studies. This study was a prospective cohort study which could be seen to be placed from an evidence-based perspective, between the retrospective case-control studies and the randomized clinical trials. The only randomized clinical trials on methods of NFP (Wade *et al.*, 1981; Medina *et al.*, 1980) are of limited use: they showed huge recruitment problems and retention as well as having a very strong selection bias (participants had to agree to expect quite high failure rates while attracted by free medical care at study entry), their results are therefore very questionable (Grimes *et al.* 2004). Randomized controlled trials are rarely used to investigate other family planning methods either because most couples have a preference for a

certain method or do not wish to be randomized. In addition with most family planning methods, it is impossible to blind the couples from the allocated method unless comparing certain different hormonal contraceptives or intrauterine devices.

A unique feature of this study was that we have applied advanced analytical methods to our data. We used non-parametric models to estimate pregnancy rates: we applied the Kaplan–Meier survival curve to estimate the total pregnancy rate and the Trussell approach to calculate the pregnancy rates according to the proper risk set. Nevertheless, we recognize that these approaches are all influenced to some extent by the differing risk of conception per cycle (Ecochard, 2006; Dunson *et al.*, 1999).

The analysis of the efficacy has demonstrated that a STM that uses two indicators of fertility—temperature and cervical secretion observations to determine the end of the fertile time and cervical secretions plus a calculation to identify the onset of the fertile time—is an effective and acceptable method of family planning. The overall rates of unintended pregnancies were 1.8% and the drop out rate for dissatisfaction with the method was only 9.2 per 100 women after 13 cycles of method use.

We have demonstrated that the STM is significantly more effective to avoid pregnancies if used consistently and perfectly with couples abstaining from intercourse during the fertile time: 0.4% pregnancy rate per year. We found similar pregnancy rates for couples who occasionally use barrier

Table VI. Overall unintended pregnancy rates per 100 women according to the Kaplan–Meier approach within subcohorts ‘STM only’ (1, bold) and ‘STM mix’ (2, italic) cut at 24 cycles

Ordinal cycle number	Women exposed		Cumulative number of unplanned pregnancies		Rate of unintended pregnancies (SE)	
	1	<i>2</i>	1	<i>2</i>	1	<i>2</i>
1	322	<i>509</i>	0	<i>0</i>	0	<i>0</i>
3	295	<i>489</i>	0	<i>0</i>	0	<i>0</i>
6	248	<i>448</i>	2	<i>2</i>	0.75(0.53)	<i>0.43(0.31)</i>
9	202	<i>381</i>	4	<i>6</i>	1.62(0.89)	<i>1.4(0.57)</i>
12	165	<i>324</i>	4	<i>7</i>	1.62(0.89)	<i>1.67(0.63)</i>
13	136	<i>280</i>	4	<i>8</i>	1.62(0.89)	<i>2.02(0.72)</i>
18	102	<i>205</i>	6	<i>9</i>	3.33(1.44)	<i>2.45(0.83)</i>
24	66	<i>154</i>	6	<i>9</i>	3.33(1.44)	<i>2.45(0.83)</i>

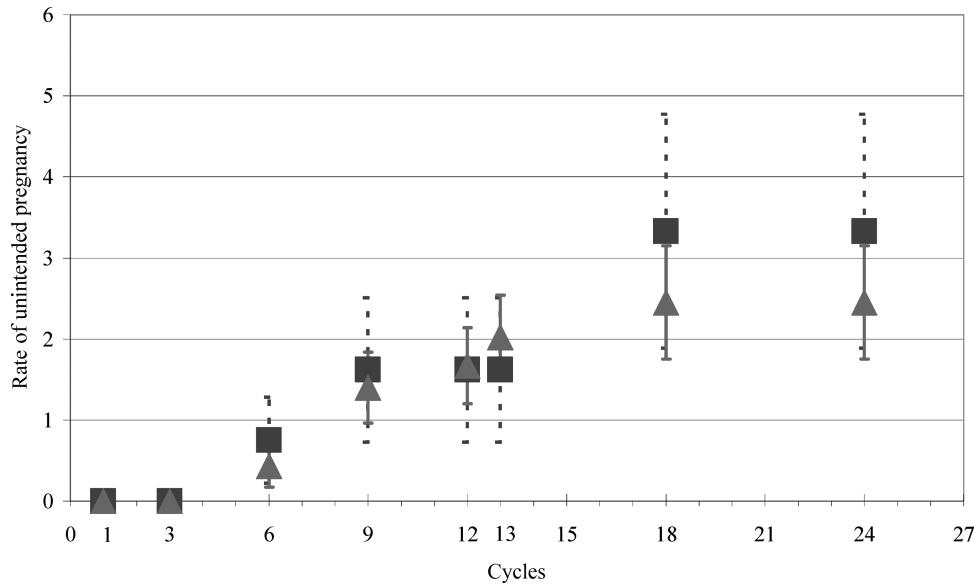


Figure 2. Comparison of the rates of unintended pregnancies per 100 women and their standard error between the group ‘STM only’ (■) and the group ‘STM mix’ (▲) at different cycle numbers using the Kaplan–Meier analysis.

methods, mainly condoms, during the fertile time as compared to couples who were abstinent. However, there were very few pregnancies in the two samples. We therefore barely had enough statistical power to evaluate the multivariate and adjusted effect of barrier methods for avoiding pregnancy.

The use-effectiveness rates (= total unintended pregnancy rates) compare very well with the results of the European study and with the interim results of the German database, and with the symptothermal subgroup of the Italian study (Frank-Herrmann *et al.*, 1991; Barbato and Bertolotti, 1988; The European Natural Family Planning Study Groups, 1999). However, the two latter studies were still using the Pearl formula as statistical method. The previous International Rice Fairfield study, that used a NFP-method that preceded the STM, showed reasonable results for developed countries (Rice *et al.*, 1981). The markedly high use-effectiveness rates of our data may partly be explained by the motivation of those couples and their teachers who agreed to participate in the study.

When comparing different methods of family planning, method effectiveness rates are more frequently quoted than the use-effectiveness rates which are strongly dependent on

the selection of the study population. The fact that variations in study population make it more difficult to interpret the overall effectiveness of the FAB methods has been discussed in depth (Kambic, 1999).

For a contraceptive method to be rated highly efficient as the hormonal pill, it requires a method failure rate of less than one pregnancy per 100 women per year. Our method-effectiveness of 0.4% can be interpreted as one pregnancy occurring per 3250 cycles (assuming a 13 cycle year). We therefore maintain that the method effectiveness of the STM investigated in this study is comparable to the method effectiveness of modern contraceptive methods like oral contraceptives.

The authors were surprised by the high efficacy during additional barrier method use. We did not find any differences in pregnancy rates between STM only users and STM mix users. Obviously, couples with fertility awareness knowledge are more likely to use condoms more consistently in the fertile time. Most cited NFP studies do not report the quantity of additional barrier method use, yet we have learnt from the European study that it exists to a certain extent within all communities that use NFP methods.

Table VII. Rates of unintended pregnancies per 100 women and year according to sexual behaviour during the fertile time

	Cycles		Unintended pregnancies			
	n	%	n	% per year ^a	95% CI lower limit ^b	95% CI upper limit ^b
Abstinence in the fertile time	6022	34.14	2	0.43	0.05	1.55
Protected intercourse in the fertile time	4375	24.80	2	0.59	0.07	2.13
Unprotected intercourse in the fertile time	2353	13.34	14	7.46	4.15	1.23
Unprotected and protected intercourse in the fertile time	1183	6.71	2	2.18	0.27	7.65
Genital contact or coitus interruptus in the fertile time	1080	6.12	1	1.20	0.03	6.50
No documented sexual behaviour	2625	14.88	1	0.49	0.01	2.72
Total	17 638	100	22	1.61	1.01	2.43

^aRate per 13 cycles and 100 women, calculated according to the formula $100 \times (1 - (1 - P)^{13})$, P = probability per cycle (not displayed).

^bCI = confidence interval, calculated out of the confidence intervals of the pregnancy rates per cycle (not displayed).

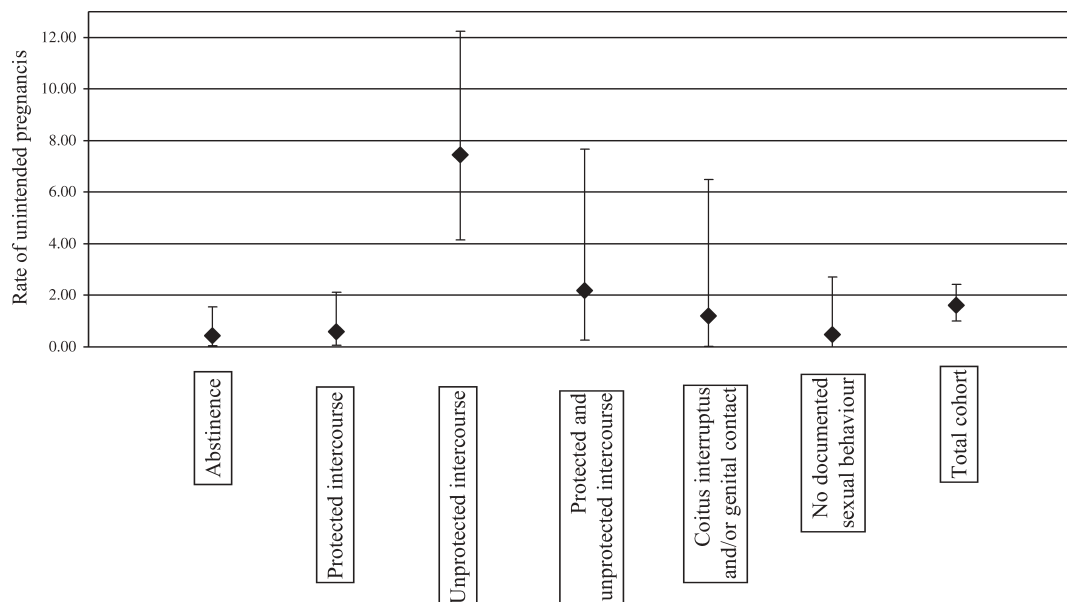


Figure 3. Rates of unintended pregnancies per 100 women and year with 95% confidence intervals in relation to sexual behaviour during the fertile time according to a modified 'perfect/imperfect-use' approach.

For the risk taking couples who had unprotected intercourse during the fertile time, the pregnancy rate increases up to 7.5% per year. We acknowledge that this is surprisingly low. However, one has to realize that the median fertile time determined by the STM is 13 days a cycle (less days after the first year). The potential fertile time is in fact longer than the actual physiological fertile time. Therefore, we recognize that some of the couples were practising conscious intelligent risk taking, i.e. no unprotected intercourse during the few highly fertile days and intercourse only occurred on days at the margins of the beginning and end of the fertile time that would be considered to be a relatively low fertile time. The pregnancy rates during the different days of the identified fertile time varied a lot according to their interval between the day of sexual intercourse and their distance to the estimated day of ovulation (Gnoth *et al.*, 2003). To summarize, one cannot compare the pregnancy rate on possibly fertile days—derived from couples who explicitly wanted to avoid a pregnancy and therefore practised 'intelligent risk taking'—with pregnancy rates derived from intention to get pregnant.

In addition, we acknowledge that the pregnancy rates during the teaching phase which included the first three cycles were shown to be as low as in the subsequent cycles. We suggest this may be attributed to the high quality training and supervision of the local STM teachers as well as the standardized teaching materials (Arbeitsgruppe NFP, 2004).

Our findings suggest that compared to other FAB methods, e.g. the Billings method, the Creighton model or other cervical secretion methods, a method such as the German STM that uses two indicators of fertility—cervical secretions plus a calculation to identify the onset of the fertile time and basal body temperature and cervical secretions observation to determine the end of the fertile time—is an effective and acceptable method of family planning (World Health Organization, 1981a,b and 1983). In the last two decades, several effectiveness studies

have been carried out in developing countries (Thapa *et al.*, 1990, Xu *et al.*, 1994; Arevalo *et al.*, 2004). We believe that the social setting and infrastructure to deliver the FAB methods in these countries is very different from that of the European countries and it is difficult to compare our results directly with these groups. We have therefore only considered studies carried out within the last 25 years within the developed world to compare our results with. There is only a small number of European effectiveness studies based on cervical secretion as a single indicator method, due to the fact that these single indicator methods are not used very frequently in Europe. It is interesting to note that in the WHO five-country study, the pregnancy rates of the 'Billings method' (cervical secretion = single indicator) was much higher in the two industrial countries compared to the developing countries: in Ireland with 5.1 pregnancies per 100 women years and 9.4 in New Zealand (World Health Organization 1981a,b).

Pregnancy rates can also be biased if the studies include participants who are likely to have very low fertility, for example, if they include participants who are fully breastfeeding, or they can be biased downward if they include

Table VIII. Dropout rates with their SE according to the Kaplan–Meier analysis, cut at 24 cycles ($n = 900$ women)

Ordinal cycle number	Rate of dropout for dissatisfaction	Rate of lost to follow-up
1	0.22(0.16)	0.22(0.31)
3	1.02(0.34)	0.80(0.59)
6	2.4(0.53)	2.47(1.07)
9	4.39(0.74)	3.95(1.39)
12	8.78(1.11)	6.30(1.86)
13	9.20(1.15)	6.73(1.94)
18	12.18(1.4)	8.57(2.33)
24	16.12(1.74)	10.87(2.92)

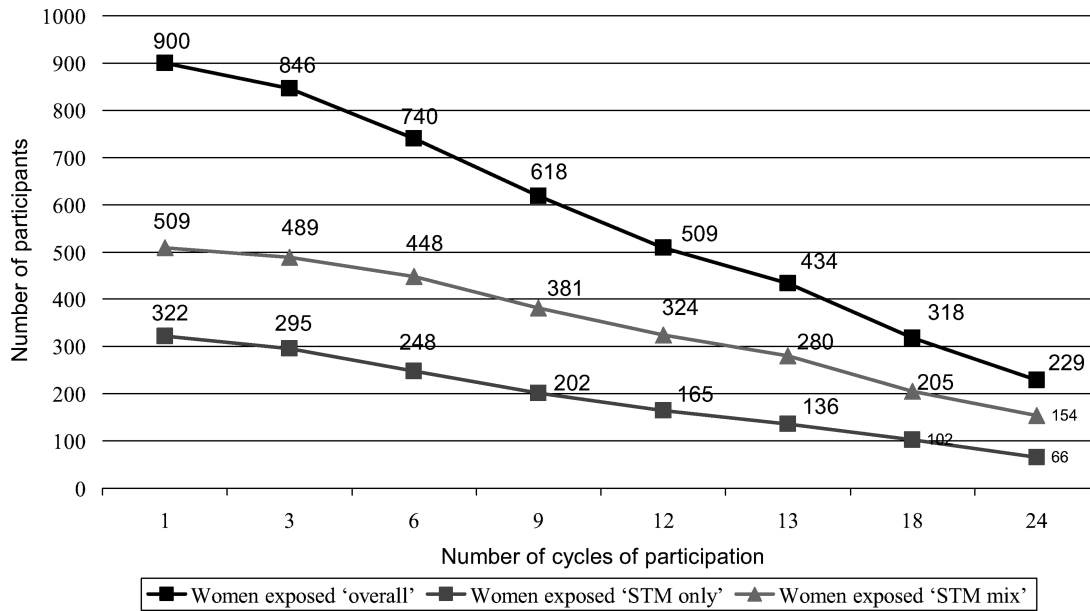


Figure 4. Quantitative development of the study population over time (the cohorts 'only' and 'mix' do not sum up to 'overall' because of 69 participants who did not report their sexual behaviour, see above).

those cycles from women who are trying to achieve a pregnancy, while excluding all the planned pregnancies from the unintended pregnancy data. (Hilgers and Stanford, 1998; Howard and Stanford, 1999). The Italian STM study had two groups of participants; one group used two parameters to determine the onset of the fertile time and the other group only observation of cervical secretions. The study found that all of the 12 method-related unintended pregnancies occurred in the group that used only cervical secretion rules to determine the onset of the fertile time (460 women, 8140 cycles). Studies that have investigated the efficacy of the hormonal kit Persona and the Computer thermometers have found that the effectiveness is not as high as double-check variation of the STM (Freundl *et al.*, 2003).

Conclusions

This is the first time that a large STM database has been established with sufficient detailed information on sexual behaviour. It enables the true method effectiveness for the STM to be calculated. Our results show that 0.4 unintended pregnancies occurred per 100 women years, if there was abstinence during the fertile time. In addition, our results showed that when barrier methods were used during the fertile time the rate of unintended pregnancies was not significantly different. The use-effectiveness of the method, i.e. the overall pregnancy rate was 1.8% after 13 cycles of use and the discontinuation rate due to dissatisfaction with the STM was only 9.2 per 100 women after 13 cycles; this demonstrates a fairly good acceptability of a FAB method that uses two indicators of fertility—cervical secretions plus a calculation to identify the onset of the fertile time and temperature and cervical secretion observations to determine the end of the fertile time.

Acknowledgements

The authors cordially thank Silvia Heil-Schlehuber, NFP study centre, for her assistance in the follow-up procedures and her valuable comments.

References

- Arbeitsgruppe NFP (2006) Natürlich und sicher. 8th edn. Trias, Stuttgart.
- Arevalo M, Jennings V, Nikula M and Sinai I (2004) Efficacy of the new TwoDay Method of family planning. *Fertil Steril* 82,885–892
- Barbato M and Bertolotti G (1988) Natural Methods for fertility control: a prospective study. *Int J Fertil Suppl*, 48–51.
- De Leizaola-Cordonnier A (1995) Natural family planning effectiveness in Belgium. *Adv Contracept* 11,165–172.
- Dunson DB, Baird DD, Wilcox AJ and Weinberg CR (1999) Day-specific probabilities of clinical pregnancy based on two studies with imperfect measures of ovulation. *Hum Reprod* 14,1835–1839.
- Ecochard R (2006) Heterogeneity in fecundability studies: issues and modelling. *Stat Methods Med Res* 15,141–160.
- Fehring RJ, Lawrence D and Philpot C (1994) Use effectiveness of the Creighton model ovulation method of natural family planning. *J Obstet Gynecol Neonatal Nurs* 23,303–309.
- Frank-Herrmann P, Freundl G, Baur S, Bremme M, Döring GK, Godehardt E and Sottong U (1991) Effectiveness and acceptability of the symptothermal method of natural family planning in Germany. *Am J Obstet Gynecol* 165,2052–2054.
- Freundl G, Godehardt E, Kern PA, Frank-Herrmann P, Koubenec HJ and Gnath C (2003) Estimated maximum failure rates of cycle monitors using daily conception probabilities in the menstrual cycle. *Hum Reprod* 18,2628–2633.
- Gnath C, Bremme M, Klemm R, Frank-Herrmann P, Godehardt E and Freundl G (1999) Research and quality control in natural family planning with relational database systems. *Adv Contracept* 15,375–380.
- Gnath C, Frank-Herrmann P, Schmolli A, Godehardt E and Freundl G (2002) Cycle characteristics after discontinuation of oral contraceptives. *Gynecol Endocrinol* 16,307–317.
- Gnath C, Godehardt D, Godehardt E, Frank-Herrmann P and Freundl G (2003) Time to pregnancy: results of the German prospective study and impact on the management of infertility. *Hum Reprod* 18,1959–1966.
- Gomes I and Congdon D (1988) The natural family planning programme in Bangladesh. *Int J Fertil* 33,52–53.

- Grimes DA, Gallo MF, Grigorieva V, Nanda K and Schulz KF (2004) Fertility awareness-based methods for contraception. *Cochrane Database Syst Rev* 18(4), pCD004860.
- Hilgers TW and Stanford JB (1998) Creighton Model NaPro Education Technology for avoiding pregnancy: use effectiveness. *J Reprod Med* 43,495–502.
- Howard MP and Stanford JB (1999) Pregnancy probabilities during use of the Creighton model fertility care system. *Arch Fam Med* 8,391–402.
- Indian Council of Medical Research Task Force on Natural Family planning (1996) Field trial of billings ovulation method of natural family planning. *Contracept* 53,69–74.
- Jennings V and Sinai I (2001) Further analysis of the theoretical effectiveness of the two day method of family planning. *Contracept* 64,149–153.
- Kambic RT (1999) The effectiveness of natural family planning methods for birth spacing: a comprehensive review In Girotto S and Bressan F (eds.) *Human fertility Regulation – Demographic and Statistical Aspects*. Edizioni libreria cortina, Verona, pp. 63–90.
- Kaplan EL and Meier P (1958) Nonparametric estimation from incomplete observations. *J Am Stat Ass* 53,457–481.
- Matthews DE and Farewell VT (1996) Using and understanding medical statistics. Karger, Basel-Freiburg-Paris.
- Medina JE, Cifuentes A, Abernathy JR, Spieler JM and Wade ME (1980) Comparative evaluation of two methods of natural family planning in Colombia. *Am J Obstet Gynecol* 138,1142–1147.
- Potter RG (1966) Application of life-table techniques to measurement of contraceptive effectiveness. *Demography* 3,297–304.
- Potter LS (1996) How effective are contraceptives? The determination and measurement of pregnancy rates. *Obstet Gynecol* 88,13–23.
- Raith E, Frank P and Freundl G (1999) *Natürliche Familienplanung heute – mit ausführlicher Darstellung der Zykluscomputer*, 3rd edn. Springer, Berlin, Heidelberg, New York.
- Rice FJ, Lanctot CA and Garcia-Devesa C (1981) Effectiveness of the sympto-thermal method of natural family planning: an international study. *Int J Fertil* 26,222–230.
- Thapa S, Wonga MV, Lampe PG, Petojo H and Soejoenoes A (1990) Efficacy of three variations of periodic abstinence for family planning in Indonesia. *Stud Fam Plann* 21,327–334.
- The European Natural Family Planning Study Groups (1999) European multicenter study of natural family planning: efficacy and drop-out. *Adv Contracept* 15,69–83.
- Tietze C and Lewit S (1974) Statistical evaluation of contraceptive methods. *Clin Obstet Gynecol* 17,121–138.
- Trussell J and Grummer-Strawn L (1990) Contraceptive failure of the ovulation method of periodic abstinence. *Fam Plann Perspect* 22,65–75.
- Trussell J and Grummer-Strawn L (1991) Further analysis of contraceptive failure of the ovulation method. *Am J Obstet Gynecol* 165,2054–2060.
- Trussell J and Kost K (1987) Contraceptive failure in the United States: a critical review of the literature. *Stud Fam Plan* 18,237–283.
- Wade ME, Mc Carthy P, Braunstein GD, Abernathy JR, Suchindran CM and Harris GS (1981) A randomized prospective study of the use-effectiveness of two methods of natural family planning. *Am J Obstet Gynecol* 141,368–376.
- World Health Organization (1981a) A prospective multicentre trial of the ovulation method of natural family planning. I. The teaching phase. *Fertil Steril* 36,152–158.
- World Health Organization (1981b) A prospective multicentre trial of the ovulation method of natural family planning. II. The effectiveness phase. *Fertil Steril* 36,591–598.
- World Health Organization (1983) A prospective multicentre trial of the ovulation method of natural family planning. III. Characteristics of the menstrual cycle and of the fertile time. *Fertil Steril* 40,773–778.
- Xu JX, Yan JH, Fan DZ and Zhang DW (1994) Billings natural family planning in Shanghai China. *Adv Contracept* 10,195–204.

Submitted on September 4, 2006; resubmitted on November 8, 2006; resubmitted on December 7, 2006; accepted on January 2, 2007